



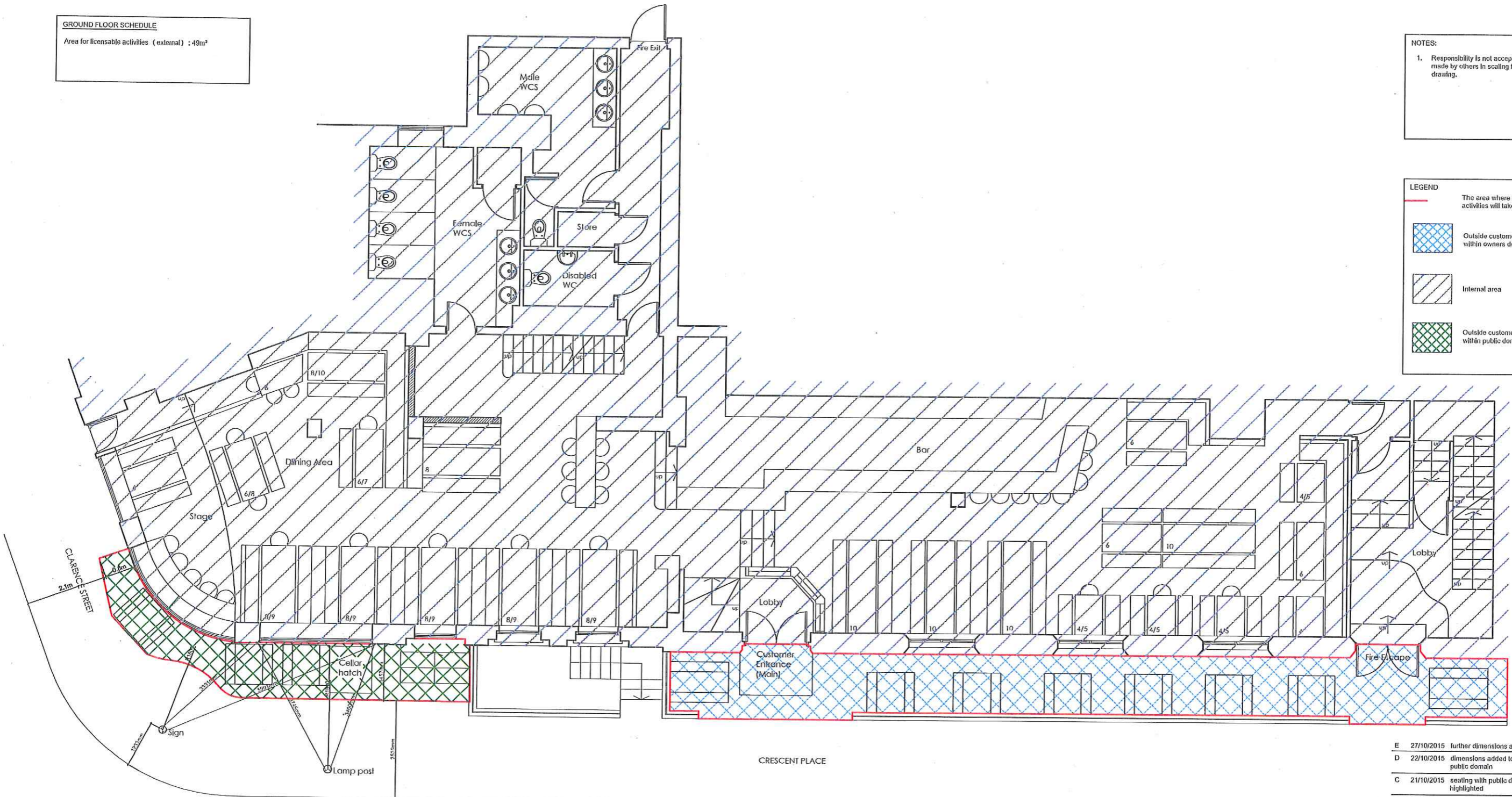


GROUND FLOOR SCHEDULE
 Area for licensable activities (external) : 49m²

NOTES:
 1. Responsibility is not accepted for errors made by others in scaling from this drawing.

LEGEND

-  The area where licensable activities will take place.
-  Outside customer area within owners demise
-  Internal area
-  Outside customer area within public domain



E	27/10/2015	further dimensions added
D	22/10/2015	dimensions added to seating within public domain
C	21/10/2015	seating with public domain highlighted
B	21/10/2015	2no. bench sets increased in size
A	16/10/2015	Additional external seating added

Rev Date Notes Chk

ARC DESIGN BUILD LTD
 6 Sansome Lodge
 Worcester
 WR1 1LH
 01905 330501
 info@arcdesignbuild.com

Architect:
 Esmond Murray Architects Ltd,
 21 Van Diemens Lane,
 Bath, BA1 5TW

Project:
 40 Clarence Street & 1A Crescent Place,
 Cheltenham, GL50 3NX

Drawing title:
 External Licensing Drawing

Date: 22/09/15	Scale: 1:50 @ A1	Checked: BD
Project Ref: M15-004	Drawing No: 500	Revision: F

